



SURGICAL HOUSE

166 RAILWAY PARADE, LEEDERVILLE WA 6007
PO BOX 84, LEEDERVILLE WA 6902

TEL. +61 8 9381 4199 | FAX. +61 8 9382 3009

surgical@surgicalhouse.com.au | www.surgicalhouse.com.au

PolyMem Wic Wound Filler Benefits

Fast Super Absorbent Wicking

- Quickly absorbs and holds up to:
 - « 10 times weight (Wic and Wic Silver)
 - « 6 times weight (Wic Silver Rope)
- Facilitates management of cavity wounds (Wic and Wic Silver) and tunneling wounds (Wic Silver Rope)
- Expands up to one-third as wound fluid is absorbed
- Soft and pliable, conforming to wound shape

Non-adherent

- Will not stick to the wound bed while maintaining integrity of healing tissue
- Will not dehydrate wound bed
- Easy, pain-free application and removal

Continuous Cleansing

- Reduces need to cleanse wound bed during dressing changes
- Minimizes pain and disruption of newly forming tissues often associated with wound bed cleansing

Wide Range of Application

- Perforated for ease of use (Wic only) and can be cut to size (All Wic products)
- Reinforced for added strength (Wic Silver Rope only)
- Will donate moisture or absorb exudate, depending on condition of wound bed and fluid level in dressing
- Clinician can add sterile water or saline to make the dressing a faster moisture donor, or can allow the dressing to draw fluid to the site as it absorbs fluid into the dressing
- Helps relieve wound pain and improve comfort
- Small particle silver provides an antimicrobial reservoir in the dressing (Wic Silver and Wic Silver Rope)

Cost Effective

- Saves time and supplies by usually eliminating the need to cleanse the wound bed during dressing changes
 - « Dressing changes are easy - remove old dressing and apply new
 - « Removes intact - no flushing or rinsing of debris is usually necessary
- Saves time and money by often reducing the number of dressing changes while extending the time between changes

Ref	Description	Dimensions	Packaging
 5733	WIC Cavity Wound Filler	3" x 3" (8 cm x 8 cm) 4 grams	10 Per Box 4 Boxes Per Case
 5712	WIC Cavity Wound Filler	3" x 12" (8 cm x 30 cm) 16 grams	12 Per Case 1 Box Per Case
 1333	WIC Silver Cavity Wound Filler	3" x 3" (8 cm x 8 cm) 4 grams	10 Per Box 2 Boxes Per Case
 1814	WIC Silver Rope	0.4" x 14" (1 cm x 35 cm) 3 grams	6 Per Box 2 Boxes Per Case

PolyMem Wound Care Dressings Are Latex Free

INDICATIONS FOR USE

- Pressure ulcers (Stages III–IV)
- Vascular ulcers
- Diabetic ulcers
- Acute wounds

Available through most major medical supply distributors or direct from Ferris Mfg. Corp.

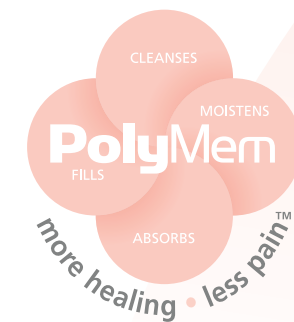
This document is meant for general informational purposes only. See individual product literature for specific indication and instructions for use. We strongly recommend that you consult your payor organization with regard to its reimbursement policies.

1. Benskin L. Dramatic pain relief through the use of polymeric membrane dressings (with and without silver) on a deep axillary wound. 19th Annual SAWC, San Antonio TX. April 30 - May 3, 2006. Poster #25.
2. Kim YK, Less SW, Hong SH. The effects of PolyMem on the wound healing. Journal of Korean Society of Plastic and Reconstructive Surgery. 1999; 109:1165-72.
3. Beitz AJ, Newman A, Kahn AR, Ruggles T, Eikmejer L. A polymeric membrane dressing with antinociceptive properties: analysis with a rodent stab wound secondary hyperalgesia; The Journal of Pain. February, 2004; 5(1):38-47.
4. Burd A, Kwok CH, Hung SC, Chan HS, Gu H, Lam WK. A comparative study of the cytotoxicity of silver-based dressings in monolayer cell, tissue explant, and animal models. Wound Repair and Regeneration. 2007;15:94-104.

*Organisms tested included Klebsiella pneumoniae (ATCC# 4352), Pseudomonas aeruginosa (ATCC# 9027), Enterococcus faecalis (VRE) (ATCC# 51575), Candida albicans (ATCC# 10231), Staphylococcus aureus (MRSA) (ATCC# 33591) and Staphylococcus aureus (ATCC#6538). The organisms chosen demonstrate the antimicrobial actions of the silver formulation on relevant, representative organisms.

PolyMem, PolyMem Silver, PolyMem Wic, Wic, PolyMem Wic Silver, PolyMem Wic Silver Rope, PolyMem Max, Max, PolyMem Max Silver, Shapes, Shapes by PolyMem, The Shape of Healing, The Pink Dressing, SportsWrap, SportsWrapST, More Healing • Less Pain, interlocking circles design, PolyMem For Sports, Not too Loose...Not too Tight...Just Right!, Ferris and FMC Ferris and design are marks owned by or licensed to Ferris. The marks may be registered or pending in the US Patent and Trademark Office and in other countries. Other marks are the property of their respective owners.
© 2011 Ferris Mfg. Corp. MKL-033,REV-15,0311

 30% post-consumer material



Ferris Mfg. Corp.

16W300 83rd Street, Burr Ridge, IL 60527-5848 U.S.A.

Toll Free U.S.A.: 800-POLYMEM (765.9636)

International: +1 630.887.9797

www.PolyMem.com

PolyMem®

The Proven Multifunctional Primary Dressings





PolyMem's patented formulation is especially designed for tunneling and cavity wounds.

PolyMem Wic® wound filler products belong to an innovative class of multifunctional wound care dressings. PolyMem dressings effectively cleanse, fill, absorb and moisten wounds throughout the healing continuum. No other single wound dressing combines these four key wound healing capabilities like the PolyMem formulation dressings.

As PolyMem Wic, PolyMem Wic Silver® and PolyMem Wic Silver Rope wound fillers absorb fluid, they each expand about one-third within the wound tunnel or cavity to fill dead space. The polymeric membrane establishes and maintains a clean and moisturized wound bed. The moisture-balancing actions of the dressings are able to absorb impressive amounts of moisture and deliver moisture as demanded by the exposed tissues in the wound.

PolyMem and Pain Relief

The family of PolyMem dressings help relieve wound pain and reduce the spread of inflammation into surrounding uninjured tissues without interfering with the robust localized inflammatory response required for healing.^{1,2,3}

PolyMem Silver Formulation

PolyMem Wic Silver and PolyMem Wic Silver Rope have small particle silver added to the PolyMem formulation. When you use the PolyMem Silver formulation on a wound, moisture and fluids in the wound bed are absorbed into the dressing, releasing silver ions, which protect the dressing from microbial contamination. PolyMem Silver dressings are the most absorptive of the silver containing dressings while also helping to reduce the risk of damaging healthy cells within the wound.⁴ In tests for antimicrobial effectiveness using in vitro testing methods, PolyMem Silver formulation dressings killed at least 99.9% of the entire population of each organism tested.* The bacteria and fungi tested are representative of organisms found in clinical settings.


PolyMem Wic and PolyMem Wic Silver can effectively replace common categories of cavity dressings.

PolyMem Wic Silver Rope can effectively replace common categories of tunneling dressings, which include:

- ALGINATES
- HYDROGELS
- OTHER ROPES
- FOAMS
- GAUZE

How it Works

PolyMem Wic (Figure A) and PolyMem Wic Silver (Figure B) cavity wound fillers are a hydrophilic polymeric membrane matrix with a pre-slit, perforated design that can be easily separated into three 1" (2.5 cm) wide strips to accommodate the wound bed size.



PolyMem Wic Silver Rope (Figure C) is made of the same hydrophilic polymeric membrane matrix but is reinforced with a medical grade mesh to enhance the strength of the dressing for use in deep tunneling wounds to assure easy and complete removal.




The membrane incorporates a mild, nonionic, nontoxic, tissue friendly cleansing agent that helps maintain a clean wound bed by loosening necrotic tissue, slough, bioburden and other debris. The hydrophilic polymeric membrane matrix, which includes a superabsorbent starch copolymer, draws fluid and debris from the wound bed and swells into a non-adherent gel encapsulated inside the dressing. As the exudate is being absorbed, the membrane matrix expands about one-third to fill the wound cavity. Additionally, glycerol (also known as glycerin) helps assure non-adherence to the wound bed so that the dressing can be removed without disturbing the wound bed or causing pain. Glycerol also controls odor while supporting autolytic debridement.

PolyMem Wic, PolyMem Wic Silver Configurations


PolyMem Wic cavity wound filler is available in 3" x 3" and 3" x 12" sheets and PolyMem Wic Silver in 3" x 3" sheets. PolyMem Wic and PolyMem Wic Silver are configured for use on wounds with shallow depths in combination with other dressings in order to increase absorption as well as wounds with cavities.

PolyMem Wic Silver Rope

PolyMem Wic Silver Rope is available in 0.4" x 14" (1 cm x 35 cm). PolyMem Wic Silver Rope is configured for use on tunneling wounds and can be applied using a facility supplied applicator stick (Figure D).



PolyMem Wic Silver Rope may be used as a cavity filler as well as tunnel filler by coiling the remaining dressing into the cavity (Figure E).



PolyMem Wic, PolyMem Wic Silver and PolyMem Wic Silver Rope are designed to function as a primary dressing. Therefore, the configurations come without the thin film backing found on other PolyMem dressings. You can use any of the other appropriate PolyMem or Shapes® by PolyMem configurations as your secondary dressing.

PolyMem Wic Cavity Wound



PolyMem Wic Undermined Cavity Wound



PolyMem Wic Silver Abdominal Surgical Site



PolyMem Wic Silver Radiation Burn with Tunneling



PolyMem Wic Silver Rope Tunneling Abscess

